

HELSINGIN YLIOPISTO
HELSINGFORS UNIVERSITET
UNIVERSITY OF HELSINKI


The supportive housing in foster care – the viewpoint of the adolescent

Hanna-Maija Sinkkonen & Minna Kyttälä

Special Education Section


hanna-maija.sinkkonen@helsinki.fi






Supportive housing for adolescents in Helsinki City

- 2004 there were 5 units in Helsinki
 - For 26 foster care adolescents
- Our data is collected from the first unit in which the service began 1987
- Three flats, three bedrooms in each, one flat for girls
 - In addition a one-room flat
 - Three supportive housing coaches: one per a flat
- The service was intended for adolescents who don't need the institutional care any more but are too young to live alone independently
- The aim is to support the residents independent living skills: responsibility, self control, using money ...




Data Collection

- Hard to reach people
- 2009 data: 39 questionnaires, 5 interviews
- Primary sample was all residents from the first supportive housing unit in Helsinki within Koskentupa youth home 1997 -2005
 - 46 adolescents, 36 male, 10 female
 - 5 had a secret address (4 male, 1 female)
 - 17 filled the questionnaire and posted it back
 - 13 male and 4 female, 17 – 25 years
- The data collection continues ; new permission from Helsinki city social welfare is needed for it



The questionnaire

- 38 statements
 - five-point scale
 - 1 very little.....5 very much
 - five different sectors
 - General issues (alpha=.74)
 - Support-related issues (alpha=.88)
 - Living conditions (alpha=.75)
 - Future planning (alpha=.88)
 - Staff (alpha=.88)
- 7 open-ended questions



Results (1)

I wanted to come to the supportive housing.

$M=3.92$

$Sd=1.11$

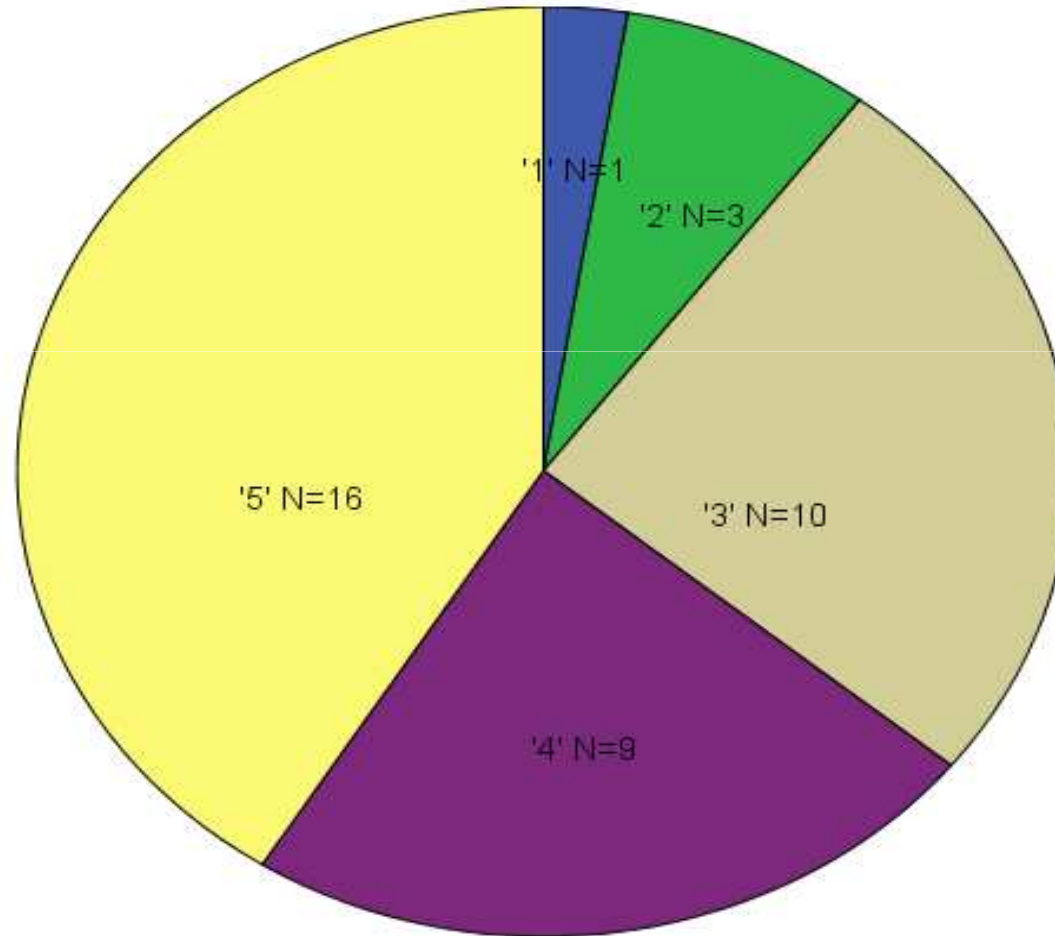
$M(\text{boys})=4.30$


$Sd(\text{boys})=0.93$

$M(\text{girls})=3.38$

$Sd(\text{girls})=1.15$

$T(37)=2.79^{**}$





Results (2)

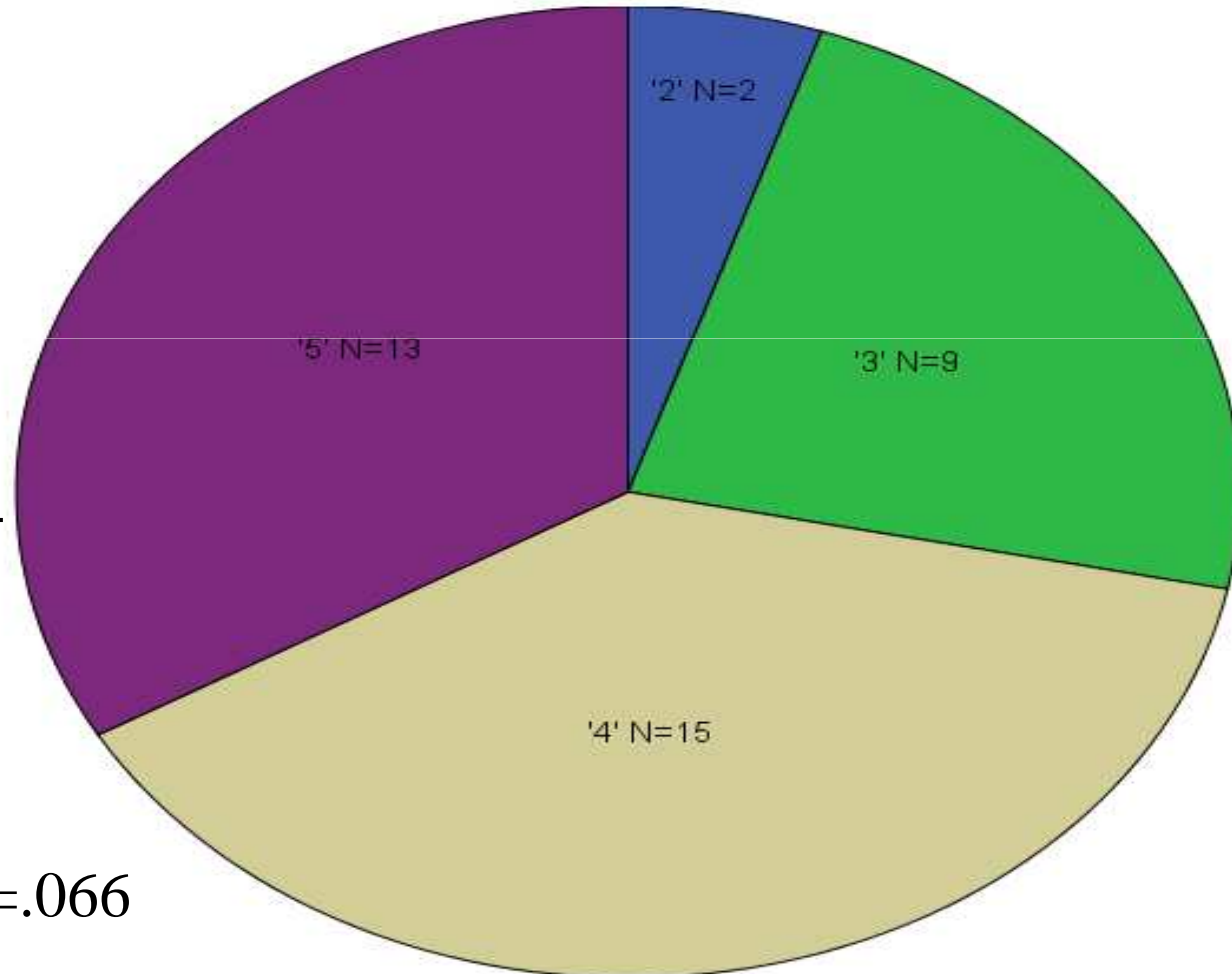
I am satisfied with the supportive housing.


M=4.00
Sd=0.89

M(boys)=4.22
Sd(boys)=0.74

M(girls)=3.70
M(Sd)=1.01

T(37)=1.89, p=.066





Results (3)

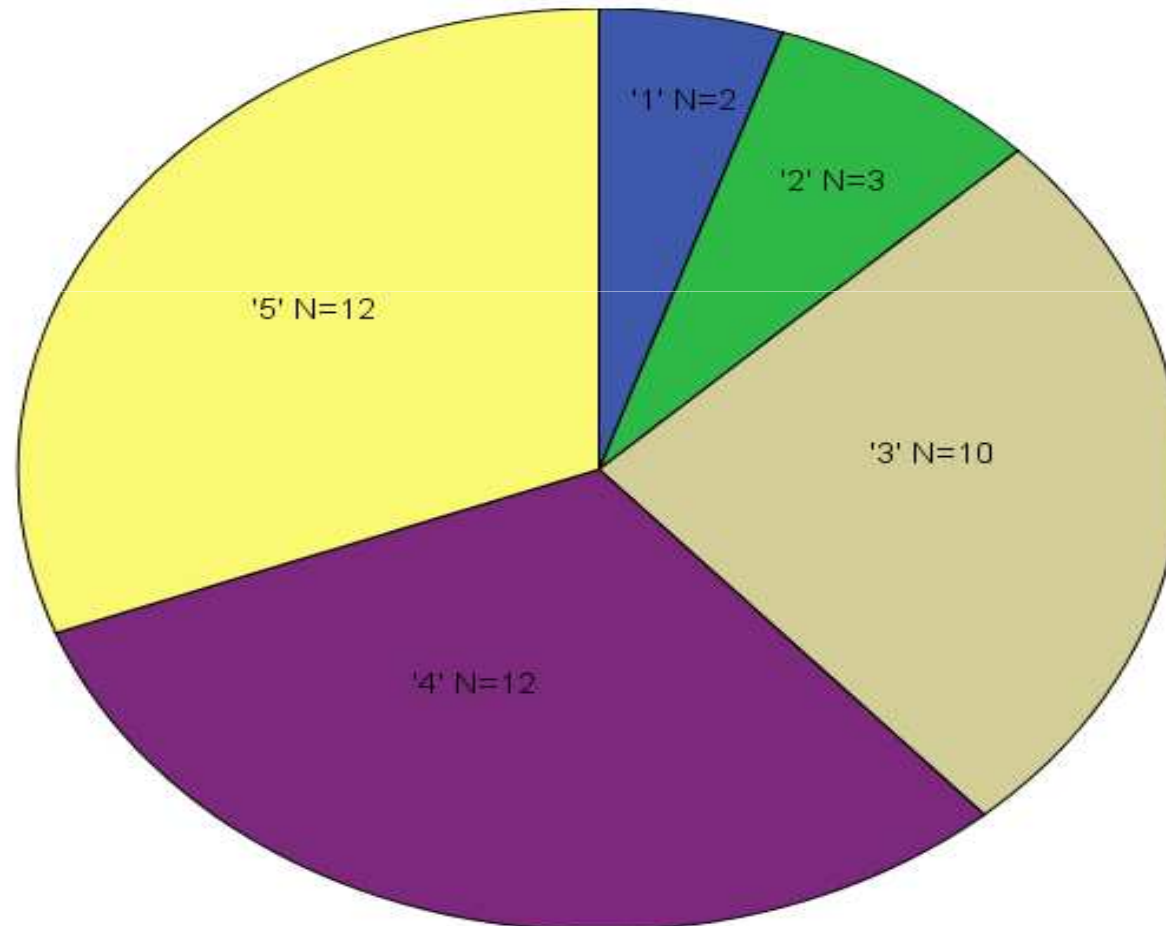
The supportive housing is a safe living environment.


M=3.74
Sd=1.14

M(boys)=4.17
Sd(boys)=0.89

M(girls)=3.13
Sd(girls)=1.20

T(37)=3.14**

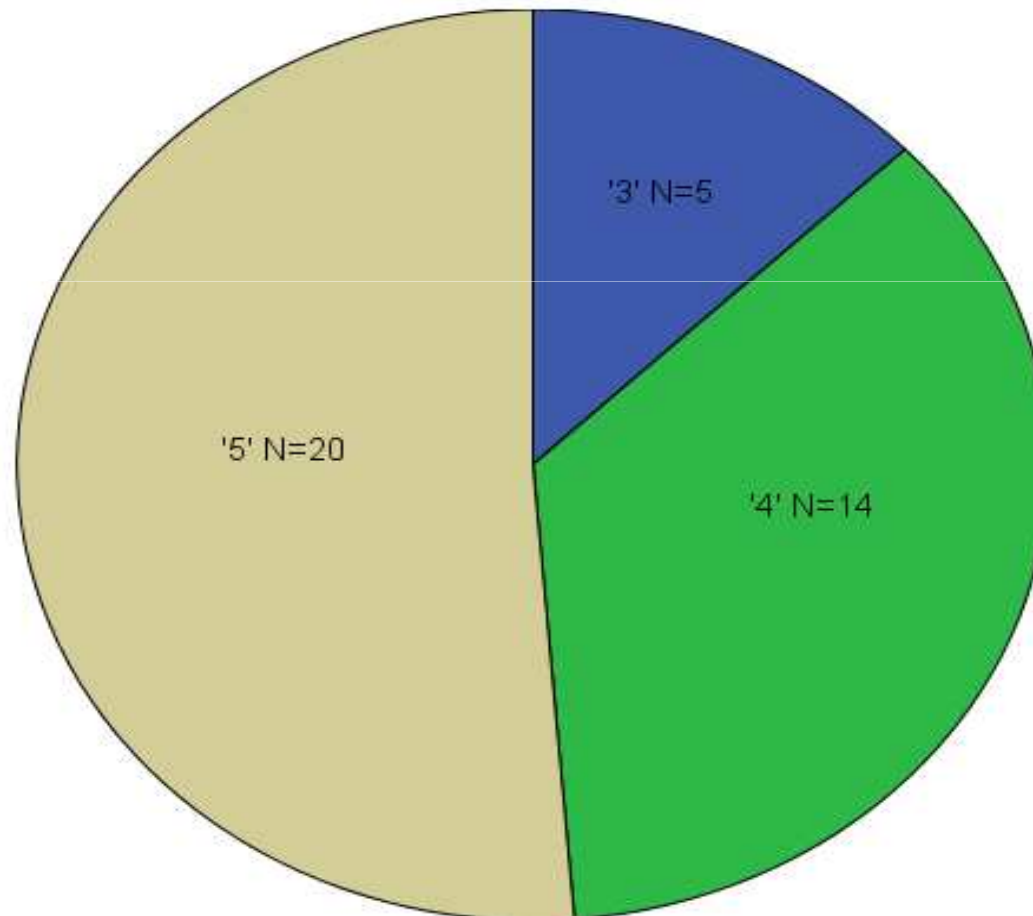





Results (4)

A professional employee takes care of my affairs.

M=4.38
Sd=0.71

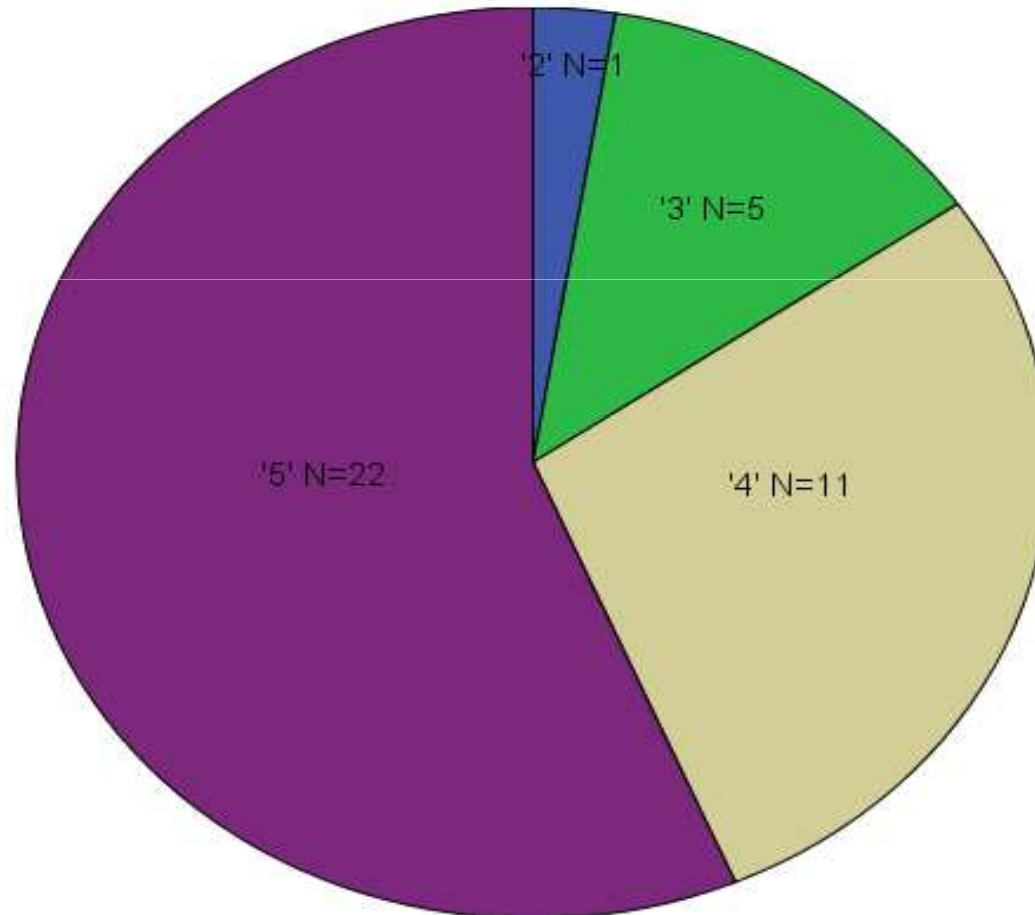





Results (5)

A reliable employee takes care of my affairs.


M=4.38
Sd=0.82





Results (6)

- some gender differences on the statement level but not on the main sector level
- no group differences between those who had attended special education during school years and those who had received general education




Results (6)

Correlations

		1	2	3	4	5
1. support and guidance	Pearson Correlation	1	,721**	,649**	,832**	,813**
	Sig. (2-tailed)		,000	,000	,000	,000
	N	39	39	39	39	39
2. living conditions	Pearson Correlation	,721**	1	,524**	,721**	,729**
	Sig. (2-tailed)	,000		,001	,000	,000
	N	39	39	39	39	39
3. future planning	Pearson Correlation	,649**	.83***	1	,557**	,539**
	Sig. (2-tailed)	,000			,000	,000
	N	39	39	39	39	39
4. staff	Pearson Correlation	,832**	,721**	,557**	1	,710**
	Sig. (2-tailed)	,000	,000	,000		,000
	N	39	39	39	39	39
5. general issues	Pearson Correlation	,813**	,729**	,539**	,710**	1
	Sig. (2-tailed)	,000	,000	,000	,000	
	N	39	39	39	39	39


** . Correlation is significant at the 0.01 level (2-tailed).



Qualitative data (1)

■ Why did you come to supportive housing?


- 1) The child welfare social workers had began the process – the adolescents had no exact opinion why (19)
- 2) Family reasons (5): "I didn't get along with my mother/ father/ stepmother/ stepfather"
- 3) I heard that this place exists so wanted to come here / I activated the process (5)
- 4) I have no idea why I am here (3)
- 5) I got a student place in vocational training and could not maintain the studies without help (2)
- 6) I am here because of my substance abuse (1)



Qualitative data (2)

■ How did the living in supportive housing effect to your life?

- 1) The service has helped me to become independent and grow up (23)
- 2) The service has no effect (5)
- 3) "OK", "Better than nothing", "One must be somewhere" (6)
- 4) "Things are worse than they were before I moved in" (1)
- 5) No answer (4)



Conclusions:

- In general, the adolescents were quite satisfied with the supportive housing
- Those with socio-emotional disorders stayed longer in the supportive housing than those who were more competent
- Large gender differences in attitudes and satisfaction (especially in the qualitative data)
 - The boys took more positive attitude than the girls
 - The boys (range 3-36 months) stayed longer than girls (range 4-24 months)